



# R · E · D · A<sup>TM</sup>

Reading's Economy & Destination Agency

## Data on the current sector in Berkshire

### Parameters

Industries:

Code	Description	Code	Description
4299	Construction of Other Civil Engineering Projects n.e.c.	5920	Sound Recording and Music Publishing Activities
5911	Motion Picture, Video and Television Programme Production Activities	6020	Television Programming and Broadcasting Activities
5912	Motion Picture, Video and Television Programme Post-production Activities	7420	Photographic Activities
5913	Motion Picture, Video and Television Programme Distribution Activities	7711	Renting and Leasing of Cars and Light Motor Vehicles
5914	Motion Picture Projection Activities		

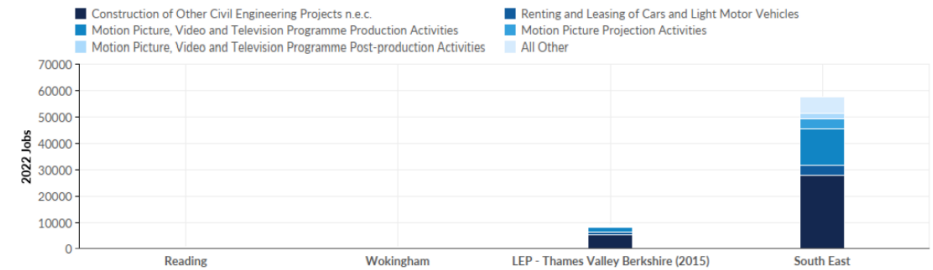
Regions:

Code	Description	Code	Description
E06000038	Reading	E06000041	Wokingham

Timeframe: 2021 - 2022

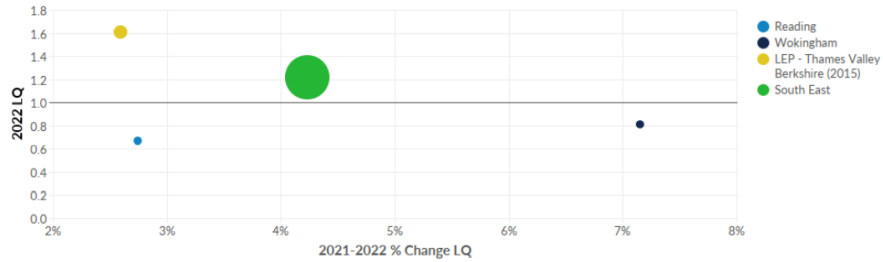
Datarun: 2022.2 - Employees

### Industry Breakdown - 2022 Jobs



Industry	Description	Reading	Wokingham	LEP - Thames Valley Berkshire (2015)	South East
4299	Construction of Other Civil Engineering Projects n.e.c.	369	236	5,243	28,101
7711	Renting and Leasing of Cars and Light Motor Vehicles	222	<10	1,026	3,747
5911	Motion Picture, Video and Television Programme Production Activities	110	407	2,060	13,602
5914	Motion Picture Projection Activities	60	51	318	3,733
5912	Motion Picture, Video and Television Programme Post-production Activities	35	25	176	2,181
7420	Photographic Activities	34	53	408	3,025
5920	Sound Recording and Music Publishing Activities	19	17	140	1,841
5913	Motion Picture, Video and Television Programme Distribution Activities	0	0	28	1,002
6020	Television Programming and Broadcasting Activities	0	<10	45	422
	<b>Total</b>	<b>849</b>	<b>799</b>	<b>9,444</b>	<b>57,654</b>

### Location Quotient Breakdown - 2022 National LQ



Industry	Description	Reading	Wokingham	LEP - Thames Valley Berkshire (2015)	South East
7711	Renting and Leasing of Cars and Light Motor Vehicles	1.51	0.05	1.51	0.68
5912	Motion Picture, Video and Television Programme Post-production Activities	0.85	0.76	0.91	1.40
4299	Construction of Other Civil Engineering Projects n.e.c.	0.79	0.65	2.41	1.60
5914	Motion Picture Projection Activities	0.74	0.81	0.84	1.23
7420	Photographic Activities	0.58	1.16	1.50	1.38
5920	Sound Recording and Music Publishing Activities	0.43	0.50	0.70	1.14
5911	Motion Picture, Video and Television Programme Production Activities	0.37	1.78	1.51	1.24
5913	Motion Picture, Video and Television Programme Distribution Activities	0.00	0.00	0.17	0.78
6020	Television Programming and Broadcasting Activities	0.00	0.05	0.10	0.12
	<b>Total</b>	<b>0.67</b>	<b>0.81</b>	<b>1.61</b>	<b>1.22</b>

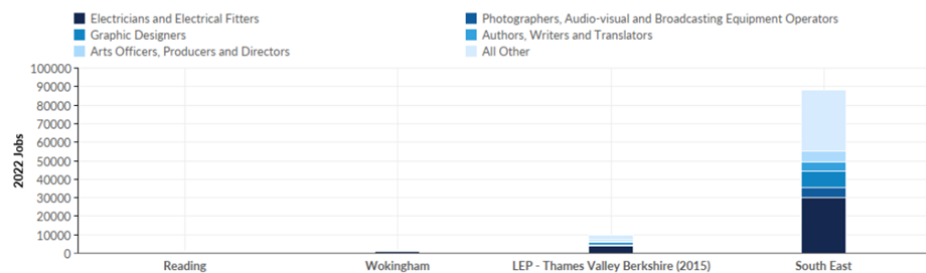
### Appendix A - Occupations

Code	Description	Code	Description
3412	Authors, Writers and Translators	5241	Electricians and Electrical Fitters
3413	Actors, Entertainers and Presenters	5244	TV, Video and Audio Engineers
3414	Dancers and Choreographers	5315	Carpenters and Joiners
3415	Musicians	5323	Painters and Decorators
3416	Arts Officers, Producers and Directors	5414	Tailors and Dressmakers
3417	Photographers, Audio-visual and Broadcasting Equipment Operators	5419	Textiles, Garments and Related Trades n.e.c.
3421	Graphic Designers	8141	Scaffolders, Stagers and Riggers
5215	Welding Trades		

### SOC Code Analysis

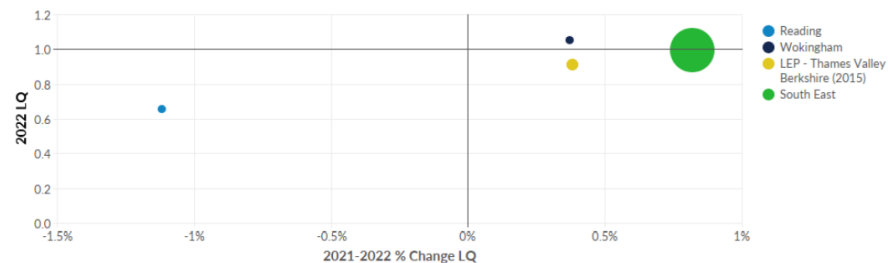
SOC Description	2021 Jobs	2022 Jobs	2021 - 2022 Change	2021 - 2022 % Change	Education Level
3412 Authors, Writers and Translators	243	243	0	0%	Honours, Bachelor's degree
3413 Actors, Entertainers and Presenters	36	37	0	1%	Level 3 NVQ; A Levels
3414 Dancers and Choreographers	21	21	0	0%	Level 2 NVQ; GCSE at grades A*-C
3415 Musicians	46	47	0	1%	Level 3 NVQ; A Levels
3416 Arts Officers, Producers and Directors	258	264	5	2%	Honours, Bachelor's degree
3417 Photographers, Audio-visual and Broadcasting Equipment Operators	325	331	7	2%	Level 3 NVQ; A Levels
3421 Graphic Designers	465	465	0	0%	Honours, Bachelor's degree
5215 Welding Trades	127	131	4	3%	Level 3 NVQ; A Levels
5241 Electricians and Electrical Fitters	1,369	1,372	3	0%	Level 3 NVQ; A Levels
5244 TV, Video and Audio Engineers	37	37	0	1%	Level 3 NVQ; A Levels
5315 Carpenters and Joiners	277	268	(9)	(3%)	Level 3 NVQ; A Levels
5323 Painters and Decorators	190	192	2	1%	Level 3 NVQ; A Levels
5414 Tailors and Dressmakers	22	23	0	1%	Level 3 NVQ; A Levels
5419 Textiles, Garments and Related Trades n.e.c.	31	31	(0)	(1%)	Level 2 NVQ; GCSE at grades A*-C
8141 Scaffolders, Stagers and Riggers	61	59	(2)	(3%)	Level 2 NVQ; GCSE at grades A*-C
<b>Total</b>	<b>3,510</b>	<b>3,520</b>	<b>10</b>	<b>0%</b>	

### Occupation Breakdown - 2022 Jobs













Occupation	Description	Reading	Wokingham	LEP - Thames Valley Berkshire (2015)	South East
5241	Electricians and Electrical Fitters	555	817	3,798	30,032
3417	Photographers, Audio-visual and Broadcasting Equipment Operators	214	118	826	5,601
3421	Graphic Designers	208	257	1,244	8,646
3412	Authors, Writers and Translators	119	124	618	4,770
3416	Arts Officers, Producers and Directors	117	147	809	6,208
5315	Carpenters and Joiners	99	169	832	12,134
5323	Painters and Decorators	84	108	496	5,644
5215	Welding Trades	52	79	532	5,652
3415	Musicians	26	20	171	1,754
3413	Actors, Entertainers and Presenters	22	15	163	1,320
5244	TV, Video and Audio Engineers	19	19	151	1,290
8141	Scaffolders, Stagers and Riggers	16	43	182	3,134
3414	Dancers and Choreographers	14	<10	44	549
5414	Tailors and Dressmakers	10	12	89	666
5419	Textiles, Garments and Related Trades n.e.c.	10	20	110	895
	<b>Total</b>	<b>1,567</b>	<b>1,954</b>	<b>10,066</b>	<b>88,295</b>

### Location Quotient Breakdown - 2022 National LQ



Occupation	Description	Reading	Wokingham	LEP - Thames Valley Berkshire (2015)	South East
3417	Photographers, Audio-visual and Broadcasting Equipment Operators	1.62	1.15	1.35	1.14
3412	Authors, Writers and Translators	1.27	1.69	1.42	1.36
3414	Dancers and Choreographers	1.00	0.60	0.68	1.04
3421	Graphic Designers	0.84	1.33	1.08	0.93
5241	Electricians and Electrical Fitters	0.74	1.40	1.09	1.07
5323	Painters and Decorators	0.65	1.07	0.83	1.17
3415	Musicians	0.62	0.62	0.87	1.11
5244	TV, Video and Audio Engineers	0.61	0.79	1.06	1.13
3413	Actors, Entertainers and Presenters	0.60	0.53	0.96	0.97
3416	Arts Officers, Producers and Directors	0.55	0.88	0.82	0.78
5414	Tailors and Dressmakers	0.40	0.61	0.74	0.69
5419	Textiles, Garments and Related Trades n.e.c.	0.33	0.85	0.77	0.77
5215	Welding Trades	0.29	0.57	0.65	0.85
5315	Carpenters and Joiners	0.28	0.62	0.51	0.93
8141	Scaffolders, Stagers and Riggers	0.16	0.53	0.38	0.82
	<b>Total</b>	<b>0.66</b>	<b>1.05</b>	<b>0.91</b>	<b>0.99</b>

## Top Posted Occupations

	Total/Unique (Sep 2020 - Sep 2022)	Posting Intensity	Median Posting Duration
Electricians and Electrical Fitters	2,009 / 883	2 : 1 	33 days
Authors, Writers and Translators	1,641 / 817	2 : 1 	33 days
Welding Trades	1,521 / 494	3 : 1 	31 days
Carpenters and Joiners	806 / 440	2 : 1 	39 days
Painters and Decorators	381 / 207	2 : 1 	38 days
Graphic Designers	293 / 174	2 : 1 	28 days
Actors, Entertainers and Presenters	194 / 126	2 : 1 	48 days
Arts Officers, Producers and Directors	260 / 112	2 : 1 	31 days
Photographers, Audio-visual and Broadcasting Equipment Operators	124 / 75	2 : 1 	31 days
Scaffolders, Stagers and Riggers	133 / 72	2 : 1 	33 days

## Additional SIC/SOC lists:

### Parameters

Industries:  
22 items selected. See Appendix A for details.

Regions:

Code	Description
E06000038	Reading

Timeframe: 2021 - 2022

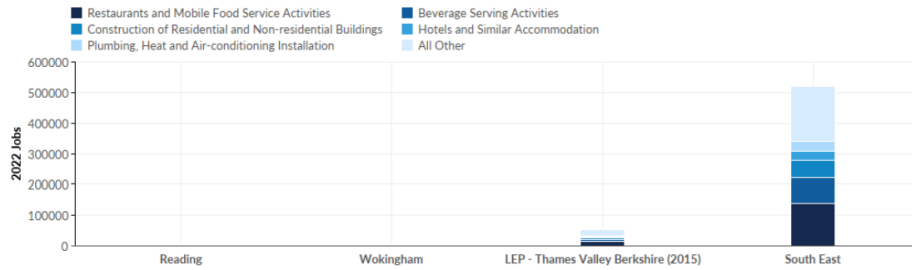
Datarun: 2022.2 - Employees

Code	Description
E06000041	Wokingham

Code	Description
4110	Development of Building Projects
4120	Construction of Residential and Non-residential Buildings
4299	Construction of Other Civil Engineering Projects n.e.c.
4312	Site Preparation
4321	Electrical Installation
4322	Plumbing, Heat and Air-conditioning Installation
4329	Other Construction Installation
4331	Plastering
4332	Joinery Installation
4333	Floor and Wall Covering
4334	Painting and Glazing

Code	Description
4339	Other Building Completion and Finishing
4391	Roofing Activities
4399	Other Specialised Construction Activities n.e.c.
5510	Hotels and Similar Accommodation
5610	Restaurants and Mobile Food Service Activities
5621	Event Catering Activities
5630	Beverage Serving Activities
7111	Architectural Activities
7410	Specialised Design Activities
7711	Renting and Leasing of Cars and Light Motor Vehicles
7712	Renting and Leasing of Trucks

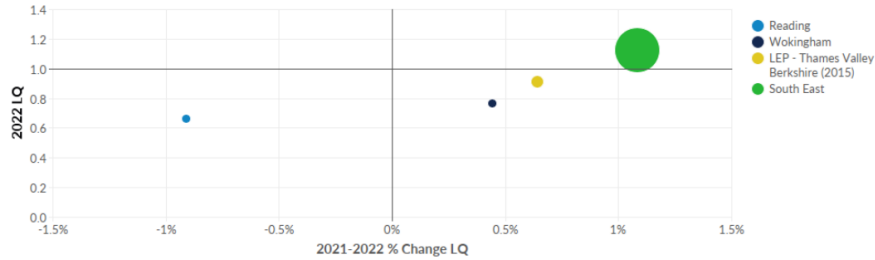
## Industry Breakdown - 2022 Jobs



Industry	Description	Reading	Wokingham	LEP - Thames Valley Berkshire (2015)	South East
5610	Restaurants and Mobile Food Service Activities	3,348	1,830	14,816	139,477
5630	Beverage Serving Activities	1,219	808	7,272	81,695
4120	Construction of Residential and Non-residential Buildings	576	748	4,186	57,351
5510	Hotels and Similar Accommodation	480	239	3,627	29,239
4322	Plumbing, Heat and Air-conditioning Installation	374	518	2,898	32,252
4299	Construction of Other Civil Engineering Projects n.e.c.	369	236	5,243	28,101
4321	Electrical Installation	364	639	3,657	38,308
7111	Architectural Activities	265	110	1,570	10,984
7711	Renting and Leasing of Cars and Light Motor Vehicles	222	<10	1,026	3,747
4110	Development of Building Projects	214	116	828	10,379
5621	Event Catering Activities	191	882	1,930	10,878
7410	Specialised Design Activities	114	202	1,099	10,531
4334	Painting and Glazing	101	156	590	7,481
4329	Other Construction Installation	99	280	679	7,876
4332	Joinery Installation	97	206	791	12,757
4333	Floor and Wall Covering	65	45	297	3,713
4399	Other Specialised Construction Activities n.e.c.	59	208	822	15,673

4339	Other Building Completion and Finishing	13	78	665	11,918
4391	Roofing Activities	12	48	196	5,028
7712	Renting and Leasing of Trucks	<10	0	21	675
4312	Site Preparation	0	0	38	1,202
4331	Plastering	0	21	170	1,777
Total		8,185	7,376	52,422	521,038

### Location Quotient Breakdown - 2022 National LQ



Industry	Description	Reading	Wokingham	LEP - Thames Valley Berkshire (2015)	South East
7711	Renting and Leasing of Cars and Light Motor Vehicles	1.51	0.05	1.51	0.68
5610	Restaurants and Mobile Food Service Activities	0.96	0.67	0.91	1.07
4333	Floor and Wall Covering	0.80	0.72	0.80	1.24
4299	Construction of Other Civil Engineering Projects n.e.c.	0.79	0.65	2.41	1.60
7111	Architectural Activities	0.76	0.40	0.97	0.84
4110	Development of Building Projects	0.74	0.51	0.62	0.96
5630	Beverage Serving Activities	0.67	0.57	0.87	1.21
4322	Plumbing, Heat and Air-conditioning Installation	0.65	1.15	1.08	1.50
4329	Other Construction Installation	0.64	2.34	0.95	1.37
4334	Painting and Glazing	0.63	1.27	0.80	1.26
7410	Specialised Design Activities	0.58	1.33	1.22	1.45
5621	Event Catering Activities	0.54	3.18	1.17	0.82
4321	Electrical Installation	0.47	1.07	1.03	1.34
4120	Construction of Residential and Non-residential Buildings	0.46	0.76	0.71	1.21
5510	Hotels and Similar Accommodation	0.43	0.28	0.70	0.71
4332	Joinery Installation	0.34	0.93	0.60	1.21
7712	Renting and Leasing of Trucks	0.22	0.00	0.15	0.60

4399	Other Specialised Construction Activities n.e.c.	0.15	0.69	0.46	1.08
4391	Roofing Activities	0.11	0.57	0.39	1.24
4339	Other Building Completion and Finishing	0.05	0.42	0.60	1.33
4312	Site Preparation	0.00	0.00	0.17	0.66
4331	Plastering	0.00	0.58	0.80	1.04
<b>Total</b>		<b>0.66</b>	<b>0.77</b>	<b>0.91</b>	<b>1.13</b>

### Parameters

Occupations:  
29 items selected. See Appendix A for details.

Regions:

Code	Description	Code	Description
E06000038	Reading	E06000041	Wokingham

Timeframe: 2021 - 2022

Datarun: 2022.2 - Employees

Code	Description
1221	Hotel and Accommodation Managers and Proprietors
1223	Restaurant and Catering Establishment Managers and Proprietors
2121	Civil Engineers
2122	Mechanical Engineers
2123	Electrical Engineers
2129	Engineering Professionals n.e.c.
3113	Engineering Technicians
3114	Building and Civil Engineering Technicians
5216	Pipe Fitters
5223	Metal Working Production and Maintenance Fitters
5225	Air-conditioning and Refrigeration Engineers
5250	Skilled Metal, Electrical and Electronic Trades Supervisors
5311	Steel Erectors
5312	Bricklayers and Masons
5313	Roofers, Roof Tilers and Slaters

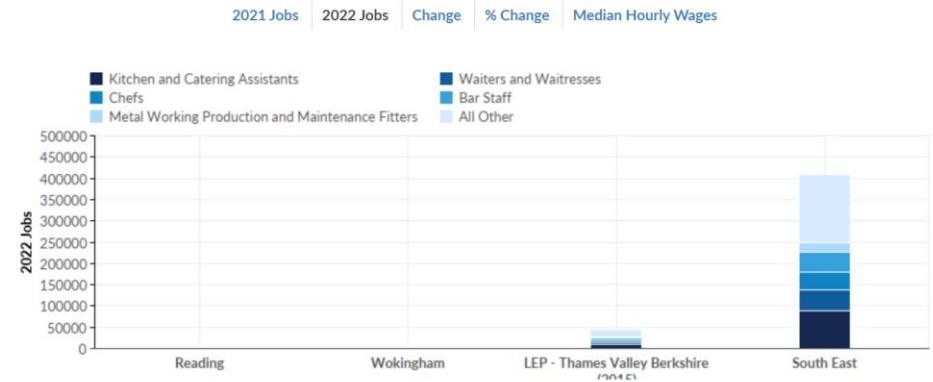
Code	Description
5314	Plumbers and Heating and Ventilating Engineers
5316	Glaziers, Window Fabricators and Fitters
5319	Construction and Building Trades n.e.c.
5321	Plasterers
5322	Floorers and Wall Tilers
5323	Painters and Decorators
5330	Construction and Building Trades Supervisors
5434	Chefs
5435	Cooks
5436	Catering and Bar Managers
8221	Crane Drivers
9272	Kitchen and Catering Assistants
9273	Waiters and Waitresses
9274	Bar Staff

SOC Description	2021 Jobs	2022 Jobs	2021 - 2022 % Change	2021 - 2022 % Change	Education Level
1221 Hotel and Accommodation Managers and Proprietors	100	95	(5)	(5%)	Level 3 NVQ; A Levels
1223 Restaurant and Catering Establishment Managers and Proprietors	582	585	3	1%	Level 3 NVQ; A Levels
2121 Civil Engineers	411	420	9	2%	Honours, Bachelor's degree
2122 Mechanical Engineers	388	397	9	2%	Honours, Bachelor's degree
2123 Electrical Engineers	296	304	8	3%	Honours, Bachelor's degree
2129 Engineering Professionals n.e.c.	676	686	10	1%	Honours, Bachelor's degree
3113 Engineering Technicians	471	482	11	2%	Level 3 NVQ; A Levels
3114 Building and Civil Engineering Technicians	104	107	2	2%	Level 3 NVQ; A Levels
5216 Pipe Fitters	18	18	0	2%	Level 3 NVQ; A Levels
5223 Metal Working Production and Maintenance Fitters	856	879	23	3%	Level 3 NVQ; A Levels
5225 Air-conditioning and Refrigeration Engineers	77	79	2	3%	Level 3 NVQ; A Levels
5250 Skilled Metal, Electrical and Electronic Trades Supervisors	150	151	1	1%	Level 3 NVQ; A Levels
5311 Steel Erectors	<10	<10	Insf. Data	Insf. Data	Level 3 NVQ; A Levels
5312 Bricklayers and Masons	75	73	(2)	(3%)	Level 3 NVQ; A Levels
5313 Roofers, Roof Tilers and Slaters	44	43	(0)	(1%)	Level 3 NVQ; A Levels
5314 Plumbers and Heating and Ventilating Engineers	512	525	13	3%	Level 3 NVQ; A Levels
5316 Glaziers, Window Fabricators and Fitters	111	111	0	0%	Level 2 NVQ; GCSE at grades A*-C
5319 Construction and Building Trades n.e.c.	378	379	1	0%	Level 3 NVQ; A Levels
5321 Plasterers	29	30	0	1%	Level 3 NVQ; A Levels
5322 Floorers and Wall Tilers	29	29	0	0%	Level 3 NVQ; A Levels
5323 Painters and Decorators	190	192	2	1%	Level 3 NVQ; A Levels
5330 Construction and Building Trades Supervisors	168	172	3	2%	Level 3 NVQ; A Levels
5434 Chefs	1,586	1,585	(1)	(0%)	Level 2 NVQ; GCSE at grades A*-C
5435 Cooks	544	549	4	1%	Level 2 NVQ; GCSE at grades A*-C
5436 Catering and Bar Managers	533	534	2	0%	Level 2 NVQ; GCSE at grades A*-C
8221 Crane Drivers	23	24	0	2%	Level 2 NVQ; GCSE at grades A*-C
9272 Kitchen and Catering Assistants	3,671	3,690	19	1%	Level 2 NVQ; GCSE at grades A*-C
9273 Waiters and Waitresses	1,796	1,789	(7)	(0%)	Level 2 NVQ; GCSE at grades A*-C
9274 Bar Staff	1,348	1,325	(22)	(2%)	Level 2 NVQ; GCSE at grades A*-C
	15,175	15,262	86	1%	



Occupation Breakdown

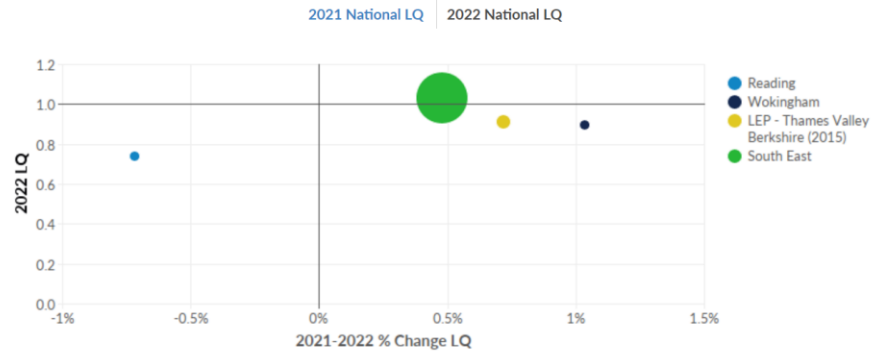
...



Occupation	Description	Reading	Wokingham	LEP - Thames Valley Berkshire (2015)	South East
9272	Kitchen and Catering Assistants	1,906	1,784	9,754	88,885
9273	Waiters and Waitresses	1,061	728	5,320	50,165
5434	Chefs	862	723	4,428	41,418
9274	Bar Staff	748	577	4,409	46,699
5223	Metal Working Production and Maintenance Fitters	424	454	2,482	20,905
1223	Restaurant and Catering Establishment Managers and Proprietors	347	238	1,619	15,519
2129	Engineering Professionals n.e.c.	300	386	1,999	15,102
3113	Engineering Technicians	266	217	1,675	11,407
5314	Plumbers and Heating and Ventilating Engineers	254	270	1,653	17,242
5435	Cooks	248	301	1,316	12,293
5436	Catering and Bar Managers	229	305	1,385	11,932
2121	Civil Engineers	193	227	1,199	9,413
2123	Electrical Engineers	180	124	1,228	5,388
5319	Construction and Building Trades n.e.c.	178	200	1,186	12,620

2122	Mechanical Engineers	148	249	1,065	8,176
5330	Construction and Building Trades Supervisors	85	87	648	6,431
5323	Painters and Decorators	84	108	496	5,644
5250	Skilled Metal, Electrical and Electronic Trades Supervisors	81	70	771	4,922
1221	Hotel and Accommodation Managers and Proprietors	56	38	390	3,881
5316	Glaziers, Window Fabricators and Fitters	46	65	267	3,661
3114	Building and Civil Engineering Technicians	41	66	377	3,237
5225	Air-conditioning and Refrigeration Engineers	34	45	277	3,087
5312	Bricklayers and Masons	32	41	376	4,453
5313	Roofers, Roof Tilers and Slaters	18	26	133	2,198
5322	Floorers and Wall Tilers	16	12	84	1,034
8221	Crane Drivers	10	13	81	1,128
5321	Plasterers	<10	20	124	1,470
5216	Pipe Fitters	<10	<10	56	553
5311	Steel Erectors	<10	<10	50	622
Total		7,872	7,390	44,847	409,486

Location Quotient Breakdown



Occupation	Description	Reading	Wokingham	LEP - Thames Valley Berkshire (2015)	South East
2123	Electrical Engineers	1.36	1.20	2.00	1.09
3113	Engineering Technicians	1.00	1.05	1.36	1.15
1223	Restaurant and Catering Establishment Managers and Proprietors	0.89	0.79	0.90	1.07
9272	Kitchen and Catering Assistants	0.85	1.02	0.93	1.06
2129	Engineering Professionals n.e.c.	0.83	1.38	1.20	1.13
2121	Civil Engineers	0.81	1.22	1.08	1.05
5436	Catering and Bar Managers	0.79	1.35	1.03	1.10
5434	Chefs	0.79	0.85	0.88	1.02
9273	Waiters and Waitresses	0.79	0.69	0.85	1.00
5435	Cooks	0.78	1.21	0.89	1.03
2122	Mechanical Engineers	0.69	1.49	1.07	1.02
5314	Plumbers and Heating and Ventilating Engineers	0.66	0.90	0.92	1.19
5323	Painters and Decorators	0.65	1.07	0.83	1.17
5250	Skilled Metal, Electrical and Electronic Trades Supervisors	0.63	0.70	1.30	1.03
5223	Metal Working Production and Maintenance Fitters	0.62	0.86	0.79	0.82

9274	Bar Staff	0.62	0.61	0.79	1.03
5319	Construction and Building Trades n.e.c.	0.61	0.88	0.88	1.16
5225	Air-conditioning and Refrigeration Engineers	0.59	1.00	1.03	1.42
3114	Building and Civil Engineering Technicians	0.58	1.22	1.17	1.25
1221	Hotel and Accommodation Managers and Proprietors	0.52	0.45	0.77	0.95
5330	Construction and Building Trades Supervisors	0.49	0.65	0.81	1.00
5316	Glaziers, Window Fabricators and Fitters	0.44	0.81	0.56	0.95
5322	Floorers and Wall Tilers	0.43	0.42	0.48	0.74
5216	Pipe Fitters	0.40	0.45	0.50	0.62
5313	Roofers, Roof Tilers and Slaters	0.29	0.54	0.47	0.98
5312	Bricklayers and Masons	0.29	0.48	0.73	1.08
8221	Crane Drivers	0.24	0.39	0.40	0.69
5321	Plasterers	0.20	0.53	0.55	0.82
5311	Steel Erectors	0.13	0.24	0.36	0.56
	Total	0.74	0.90	0.91	1.04

### Top Posted Occupations



Occupation (SOC)	Total/Unique (Oct 2020 - Oct 2022)	Posting Intensity	Median Posting Duration
Engineering Professionals n.e.c.	4,792 / 2,159	2 : 1	33 days
Engineering Technicians	3,987 / 1,721	2 : 1	34 days
Kitchen and Catering Assistants	3,967 / 1,654	2 : 1	33 days
Chefs	3,587 / 1,574	2 : 1	34 days
Civil Engineers	3,225 / 1,351	2 : 1	34 days
Mechanical Engineers	2,499 / 1,067	2 : 1	35 days
Electrical Engineers	2,153 / 884	2 : 1	35 days
Plumbers and Heating and Ventilating Engineers	1,578 / 711	2 : 1	35 days
Metal Working Production and Maintenance Fitters	1,200 / 557	2 : 1	36 days
Waiters and Waitresses	1,121 / 495	2 : 1	34 days
Catering and Bar Managers	763 / 333	2 : 1	33 days
Construction and Building Trades n.e.c.	571 / 313	2 : 1	35 days
Bar Staff	560 / 262	2 : 1	35 days
Restaurant and Catering Establishment Managers and Proprietors	675 / 244	3 : 1	33 days
Painters and Decorators	380 / 207	2 : 1	39 days
Hotel and Accommodation Managers and Proprietors	368 / 157	2 : 1	32 days
Construction and Building Trades Supervisors	265 / 149	2 : 1	37 days
Pipe Fitters	252 / 134	2 : 1	30 days
Skilled Metal, Electrical and Electronic Trades Supervisors	225 / 121	2 : 1	36 days
Cooks	185 / 96	2 : 1	34 days

### Top Posted Job Titles



Job Title	Total/Unique (Oct 2020 - Oct 2022)	Posting Intensity	Median Posting Duration
Chefs	572 / 250	2 : 1	30 days
Maintenance Engineers	512 / 242	2 : 1	40 days
Sous Chefs	443 / 239	2 : 1	33 days
Chefs De Partie	724 / 237	3 : 1	36 days
Gas Engineers	512 / 232	2 : 1	33 days
Wait Staff	550 / 231	2 : 1	33 days
Kitchen Assistants	549 / 208	3 : 1	33 days
Kitchen Porters	462 / 206	2 : 1	34 days
Electrical Engineers	423 / 182	2 : 1	33 days
Infrastructure Engineers	356 / 160	2 : 1	29 days
Multi-Skilled Maintenance Engineers	398 / 159	3 : 1	41 days
Project Engineers	360 / 159	2 : 1	38 days
Mechanical Engineers	377 / 154	2 : 1	34 days
Head Chefs	277 / 154	2 : 1	32 days
Kitchen Team Members	353 / 148	2 : 1	32 days
Air Conditioning Engineers	395 / 143	3 : 1	34 days
Baristas	320 / 142	2 : 1	35 days
Plumbers	268 / 134	2 : 1	37 days
Site Engineers	281 / 131	2 : 1	40 days
Design Engineers	329 / 125	3 : 1	37 days